

Verbal (Orbital) Pathways

Preparing for Letter Formation

What are the Verbal (Orbital) Pathways?

Really Great Handwriting features scripts (verbal paths) for formation of each lowercase and uppercase letter. Verbal pathways use distinctive directional words to help students remember how to form the letters correctly. Really Great Handwriting uses consistent vocabulary in the verbal pathway for each letter. Students practice using the vocabulary of the verbal pathways before they are asked to apply it to letter formation.

Glossary of the Pathways:

Zoom: move diagonally

Land: move straight down

Thrust: move straight (or around) to the left or to the right

Take Off: move straight up

Lift Off: pick up the pencil

Touch Down: put down the pencil

Plunge: move down past the Earth line

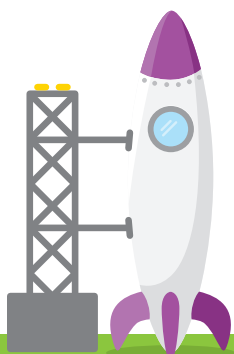
Fall: move down toward the Earth line, but not straight

Orbit: move counter-clockwise around

Thump: hit a line and stop or continue on

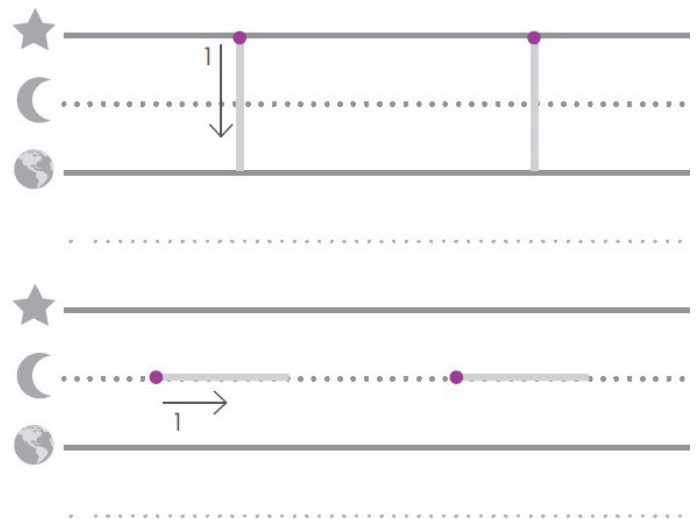
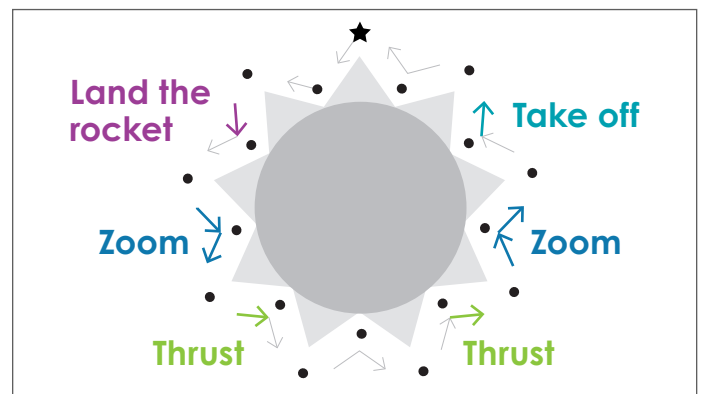
Curve: move clockwise around

Tilt: zoom back



Verbal Pathways Practice

Students learn and practice the verbal (orbital) pathways in a variety of ways, including dot-to-dots where they use the pathways to connect dots to complete a picture, and in their workbooks where they practice individual strokes and then put them together to form letters.



Capital (Star Line) Letters

A	Zoom down to Earth. Lift off to the stars. Zoom down to Earth. Lift off to the moon. Thrust forward
B	Land the rocket. Lift off to the stars. Thrust around. Thump. Thrust around.
C	Start to orbit Planet O. Stop.
D	Land the rocket. Lift off to the stars. Thrust around to Earth.
E	Land the rocket. Lift off to the stars. Thrust forward. Lift off to the moon. Thrust Forward. Lift off to Earth. Thrust forward.
F	Land the rocket. Lift off to the stars. Thrust forward. Lift off to the moon. Thrust forward.
G	Start to orbit Planet O. Stop. Thrust backward.
H	Land the rocket. Lift off to the stars. Land the rocket. Lift off to the moon. Thrust forward.
I	Land the rocket. Lift off to the stars. Thrust forward. Lift off to Earth. Thrust forward.
J	Plunge to Earth. Curve back. Stop. Lift off to the stars. Thrust forward.
K	Land the rocket. Lift off to the stars. Zoom back to the moon. Thump. Zoom down to Earth.
L	Land the rocket. Thrust forward.
M	Land the rocket. Lift off to the stars. Zoom down to Earth. Zoom back up to the stars. Land the rocket.
N	Land the rocket. Lift off to the stars. Zoom down to Earth. Take off to the stars.
O	Orbit around Planet O. (I am Planet O.)
P	Land the rocket. Lift off to the stars. Thrust around to the moon.
Q	Orbit around Planet O. Lift off. Zoom down to Earth.
R	Land the rocket. Lift off to the stars. Thrust around. Thump. Zoom down to Earth.
S	Small orbit of Planet O. stop. Curve back to Earth.
T	Land the rocket. Lift off to the stars. Thrust forward.
U	Plunge to Earth and curve back up to the stars.
V	Zoom down to Earth. Zoom back up to the stars.
W	Zoom down to Earth. Zoom back up to the stars. Then Zoom down to Earth and back up again.
X	Zoom down to Earth. Lift off to the stars. Zoom back to Earth
Y	Zoom to the moon. Lift off to the stars. Zoom back to the moon. Land the rocket.
Z	Thrust forward. Zoom back to Earth. Thrust forward.

Lowercase Letters

a	Moon line. Orbit Planet O. Take off to the moon. Land the rocket.
b	Star line. Land the rocket. Take off to the moon. Thrust around.
c	Moon line. Start to Orbit Planet O. Stop.
d	Moon line. Orbit Planet O. Take off to the stars. Land the rocket
e	Just below Moon line. Thrust forward. Stop. Orbit Planet O. Stop.
f	Star line. Thrust backward. Land the rocket. Lift off. Touch down just above the moon. Thrust forward.
g	Moon line Orbit Planet O. Take off to the moon. Plunge past the Earth and curve back. Stop.
h	Star line. Land the rocket Take off to the moon. Thrust forward and land the rocket.
i	Moon line. Land the rocket. Lift off. Black hole.
j	Moon line. Plunge past the Earth and curve back. Stop. Lift off. Black hole.
k	Star line. Land the rocket. Lift off. to the moon. Zoom back. thump. Zoom to Earth.
l	Star line. Land the rocket
m	Moon line. Land the rocket. Take off to the moon. Thrust forward. Land. Take off again. Thrust forward. Land the rocket.
n	Moon line. Land the rocket. Take off to the moon. Thrust forward. Land the rocket.
o	Moon line. Orbit around Planet O. (I am Planet O.)
p	Moon line. Plunge past Earth. Take off to the moon. Thrust around.
q	Moon line Orbit Planet O. Take off. Plunge past the Earth and curve forward. Stop.
r	Moon line. Land the rocket. Take off to the moon. Thrust forward. Stop.
s	Moon line. Small Orbit of Planet O. Stop. curve back to Earth. Stop.
t	Star line. Land the rocket. Lift off. Touch down just above the moon. Thrust forward.
u	Moon line. Plunge to Earth and curve back up to the moon. Land the rocket.
v	Moon line. Zoom down to Earth. Zoom back up to the Moon.
w	Moon line. Zoom down to Earth. Zoom back up to the Moon. Then zoom down to Earth and back up again.
x	Moon line. Zoom down to Earth. Lift off to the moon. Zoom back to Earth.
y	Moon line. Zoom down to Earth. lift off to the moon. Zoom back past the Earth.
z	Moon line. Thrust forward. Zoom back to Earth. Thrust forward.